

# CAM Wax and Grease Remover

## GSB Chemical Co.

Chemwatch Hazard Alert Code: 3

Chemwatch: 5302-40

Version No: 3.1

Safety Data Sheet according to WHS Regulations (Hazardous Chemicals) Amendment 2020 and ADG requirements

Issue Date: 01/11/2019

Print Date: 28/11/2022

S.GHS.AUS.EN

### SECTION 1 Identification of the substance / mixture and of the company / undertaking

#### Product Identifier

Product name	CAM Wax and Grease Remover
Chemical Name	Not Applicable
Synonyms	Not Available
Proper shipping name	FLAMMABLE LIQUID, N.O.S. (contains White Spirits)
Chemical formula	Not Applicable
Other means of identification	Not Available

#### Relevant identified uses of the substance or mixture and uses advised against

Relevant identified uses	Use according to manufacturer's directions.
--------------------------	---

#### Details of the manufacturer or supplier of the safety data sheet

Registered company name	GSB Chemical Co.
Address	84 Camp Road Broadmeadows VIC 3047 Australia
Telephone	+61 3 9457 1125 (8am-5pm, Monday - Friday)
Fax	+61 3 9459 7978
Website	Not Available
Email	info@gsbchem.com.au

#### Emergency telephone number

Association / Organisation	GSB Chemical Co.	CHEMWATCH EMERGENCY RESPONSE
Emergency telephone numbers	+61 3 9457 1125 (8am-5pm, Monday - Friday)	+61 1800 951 288
Other emergency telephone numbers	13 11 26 (After hours)	+61 3 9573 3188

Once connected and if the message is not in your preferred language then please dial 01

### SECTION 2 Hazards identification

#### Classification of the substance or mixture

**HAZARDOUS CHEMICAL. DANGEROUS GOODS. According to the WHS Regulations and the ADG Code.**

Poisons Schedule	S5
Classification [1]	Skin Corrosion/Irritation Category 2, Specific Target Organ Toxicity - Single Exposure (Narcotic Effects) Category 3, Aspiration Hazard Category 1, Hazardous to the Aquatic Environment Long-Term Hazard Category 2, Flammable Liquids Category 2
Legend:	1. Classified by Chemwatch; 2. Classification drawn from HCIS; 3. Classification drawn from Regulation (EU) No 1272/2008 - Annex VI

#### Label elements

Hazard pictogram(s)	
Signal word	Danger

#### Hazard statement(s)

H315	Causes skin irritation.
H336	May cause drowsiness or dizziness.
H304	May be fatal if swallowed and enters airways.
H411	Toxic to aquatic life with long lasting effects.
H225	Highly flammable liquid and vapour.

**CAM Wax and Grease Remover**

**Supplementary statement(s)**

Not Applicable

**Precautionary statement(s) Prevention**

<b>P210</b>	Keep away from heat, hot surfaces, sparks, open flames and other ignition sources. No smoking.
<b>P271</b>	Use only outdoors or in a well-ventilated area.
<b>P240</b>	Ground and bond container and receiving equipment.
<b>P241</b>	Use explosion-proof electrical/ventilating/lighting/intrinsically safe equipment.
<b>P242</b>	Use non-sparking tools.
<b>P243</b>	Take action to prevent static discharges.
<b>P261</b>	Avoid breathing mist/vapours/spray.
<b>P273</b>	Avoid release to the environment.
<b>P280</b>	Wear protective gloves and protective clothing.
<b>P264</b>	Wash all exposed external body areas thoroughly after handling.

**Precautionary statement(s) Response**

<b>P301+P310</b>	IF SWALLOWED: Immediately call a POISON CENTER/doctor/physician/first aider.
<b>P331</b>	Do NOT induce vomiting.
<b>P370+P378</b>	In case of fire: Use alcohol resistant foam or normal protein foam to extinguish.
<b>P312</b>	Call a POISON CENTER/doctor/physician/first aider/if you feel unwell.
<b>P391</b>	Collect spillage.
<b>P302+P352</b>	IF ON SKIN: Wash with plenty of water.
<b>P303+P361+P353</b>	IF ON SKIN (or hair): Take off immediately all contaminated clothing. Rinse skin with water [or shower].
<b>P304+P340</b>	IF INHALED: Remove person to fresh air and keep comfortable for breathing.
<b>P332+P313</b>	If skin irritation occurs: Get medical advice/attention.
<b>P362+P364</b>	Take off contaminated clothing and wash it before reuse.

**Precautionary statement(s) Storage**

<b>P403+P235</b>	Store in a well-ventilated place. Keep cool.
<b>P405</b>	Store locked up.

**Precautionary statement(s) Disposal**

<b>P501</b>	Dispose of contents/container to authorised hazardous or special waste collection point in accordance with any local regulation.
-------------	--

**SECTION 3 Composition / information on ingredients**

**Substances**

See section below for composition of Mixtures

**Mixtures**

CAS No	%[weight]	Name
64742-89-8.	>60	<u>naphtha_petroleum_hydrodesulfurised heavy</u>
8052-41-3.	30-60	<u>White Spirits</u>

**Legend:** 1. Classified by Chemwatch; 2. Classification drawn from HCIS; 3. Classification drawn from Regulation (EU) No 1272/2008 - Annex VI; 4. Classification drawn from C&L; \* EU IOELVs available

**SECTION 4 First aid measures**

**Description of first aid measures**

<b>Eye Contact</b>	<p>If this product comes in contact with the eyes:</p> <ul style="list-style-type: none"> <li>▶ Wash out immediately with fresh running water.</li> <li>▶ Ensure complete irrigation of the eye by keeping eyelids apart and away from eye and moving the eyelids by occasionally lifting the upper and lower lids.</li> <li>▶ Seek medical attention without delay; if pain persists or recurs seek medical attention.</li> <li>▶ Removal of contact lenses after an eye injury should only be undertaken by skilled personnel.</li> </ul>
<b>Skin Contact</b>	<p>If skin contact occurs:</p> <ul style="list-style-type: none"> <li>▶ Immediately remove all contaminated clothing, including footwear.</li> <li>▶ Flush skin and hair with running water (and soap if available).</li> <li>▶ Seek medical attention in event of irritation.</li> </ul>
<b>Inhalation</b>	<ul style="list-style-type: none"> <li>▶ If fumes or combustion products are inhaled remove from contaminated area.</li> <li>▶ Lay patient down. Keep warm and rested.</li> <li>▶ Prostheses such as false teeth, which may block airway, should be removed, where possible, prior to initiating first aid procedures.</li> <li>▶ Apply artificial respiration if not breathing, preferably with a demand valve resuscitator, bag-valve mask device, or pocket mask as trained. Perform CPR if necessary.</li> <li>▶ Transport to hospital, or doctor.</li> </ul>

## CAM Wax and Grease Remover

<b>Ingestion</b>	<ul style="list-style-type: none"> <li>▶ <b>If swallowed do NOT induce vomiting.</b></li> <li>▶ If vomiting occurs, lean patient forward or place on left side (head-down position, if possible) to maintain open airway and prevent aspiration.</li> <li>▶ Observe the patient carefully.</li> <li>▶ Never give liquid to a person showing signs of being sleepy or with reduced awareness; i.e. becoming unconscious.</li> <li>▶ Give water to rinse out mouth, then provide liquid slowly and as much as casualty can comfortably drink.</li> <li>▶ Seek medical advice.</li> <li>▶ If spontaneous vomiting appears imminent or occurs, hold patient's head down, lower than their hips to help avoid possible aspiration of vomitus.</li> </ul>
------------------	---

### Indication of any immediate medical attention and special treatment needed

Any material aspirated during vomiting may produce lung injury. Therefore emesis should not be induced mechanically or pharmacologically. Mechanical means should be used if it is considered necessary to evacuate the stomach contents; these include gastric lavage after endotracheal intubation. If spontaneous vomiting has occurred after ingestion, the patient should be monitored for difficult breathing, as adverse effects of aspiration into the lungs may be delayed up to 48 hours.

For petroleum distillates

- In case of ingestion, gastric lavage with activated charcoal can be used promptly to prevent absorption - decontamination (induced emesis or lavage) is controversial and should be considered on the merits of each individual case; of course the usual precautions of an endotracheal tube should be considered prior to lavage, to prevent aspiration.
  - Individuals intoxicated by petroleum distillates should be hospitalized immediately, with acute and continuing attention to neurologic and cardiopulmonary function.
  - Positive pressure ventilation may be necessary.
  - Acute central nervous system signs and symptoms may result from large ingestions of aspiration-induced hypoxia.
  - After the initial episode, individuals should be followed for changes in blood variables and the delayed appearance of pulmonary oedema and chemical pneumonitis. Such patients should be followed for several days or weeks for delayed effects, including bone marrow toxicity, hepatic and renal impairment. Individuals with chronic pulmonary disease will be more seriously impaired, and recovery from inhalation exposure may be complicated.
  - Gastrointestinal symptoms are usually minor and pathological changes of the liver and kidneys are reported to be uncommon in acute intoxications.
  - Chlorinated and non-chlorinated hydrocarbons may sensitize the heart to epinephrine and other circulating catecholamines so that arrhythmias may occur. Careful consideration of this potential adverse effect should precede administration of epinephrine or other cardiac stimulants and the selection of bronchodilators.
- BP America Product Safety & Toxicology Department

## SECTION 5 Firefighting measures

### Extinguishing media

- ▶ Foam.
- ▶ Dry chemical powder.
- ▶ BCF (where regulations permit).
- ▶ Carbon dioxide.
- ▶ Water spray or fog - Large fires only.

### Special hazards arising from the substrate or mixture

<b>Fire Incompatibility</b>	▶ Avoid contamination with oxidising agents i.e. nitrates, oxidising acids, chlorine bleaches, pool chlorine etc. as ignition may result
-----------------------------	--

### Advice for firefighters

<b>Fire Fighting</b>	<ul style="list-style-type: none"> <li>▶ Alert Fire Brigade and tell them location and nature of hazard.</li> <li>▶ May be violently or explosively reactive.</li> <li>▶ Wear breathing apparatus plus protective gloves in the event of a fire.</li> <li>▶ Prevent, by any means available, spillage from entering drains or water course.</li> <li>▶ Consider evacuation (or protect in place).</li> <li>▶ Fight fire from a safe distance, with adequate cover.</li> <li>▶ If safe, switch off electrical equipment until vapour fire hazard removed.</li> <li>▶ Use water delivered as a fine spray to control the fire and cool adjacent area.</li> <li>▶ Avoid spraying water onto liquid pools.</li> <li>▶ <b>Do not approach containers suspected to be hot.</b></li> <li>▶ Cool fire exposed containers with water spray from a protected location.</li> <li>▶ If safe to do so, remove containers from path of fire.</li> </ul>
<b>Fire/Explosion Hazard</b>	<ul style="list-style-type: none"> <li>▶ Liquid and vapour are highly flammable.</li> <li>▶ Severe fire hazard when exposed to heat, flame and/or oxidisers.</li> <li>▶ Vapour may travel a considerable distance to source of ignition.</li> <li>▶ Heating may cause expansion or decomposition leading to violent rupture of containers.</li> <li>▶ On combustion, may emit toxic fumes of carbon monoxide (CO).</li> </ul> <p>Combustion products include: carbon dioxide (CO<sub>2</sub>) other pyrolysis products typical of burning organic material.</p>
<b>HAZCHEM</b>	•3YE

## SECTION 6 Accidental release measures

### Personal precautions, protective equipment and emergency procedures

See section 8

### Environmental precautions

See section 12

### Methods and material for containment and cleaning up

<b>Minor Spills</b>	<p>Environmental hazard - contain spillage.</p> <ul style="list-style-type: none"> <li>▶ Remove all ignition sources.</li> <li>▶ Clean up all spills immediately.</li> <li>▶ Avoid breathing vapours and contact with skin and eyes.</li> <li>▶ Control personal contact with the substance, by using protective equipment.</li> <li>▶ Contain and absorb small quantities with vermiculite or other absorbent material.</li> <li>▶ Wipe up.</li> <li>▶ Collect residues in a flammable waste container.</li> </ul>
---------------------	---

## CAM Wax and Grease Remover

<b>Major Spills</b>	<p>Environmental hazard - contain spillage.</p> <ul style="list-style-type: none"> <li>▶ Clear area of personnel and move upwind.</li> <li>▶ Alert Fire Brigade and tell them location and nature of hazard.</li> <li>▶ May be violently or explosively reactive.</li> <li>▶ Wear breathing apparatus plus protective gloves.</li> <li>▶ Prevent, by any means available, spillage from entering drains or water course.</li> <li>▶ Consider evacuation (or protect in place).</li> <li>▶ No smoking, naked lights or ignition sources.</li> <li>▶ Increase ventilation.</li> <li>▶ Stop leak if safe to do so.</li> <li>▶ Water spray or fog may be used to disperse /absorb vapour.</li> <li>▶ Contain spill with sand, earth or vermiculite.</li> <li>▶ Use only spark-free shovels and explosion proof equipment.</li> <li>▶ Collect recoverable product into labelled containers for recycling.</li> <li>▶ Absorb remaining product with sand, earth or vermiculite.</li> <li>▶ Collect solid residues and seal in labelled drums for disposal.</li> <li>▶ Wash area and prevent runoff into drains.</li> <li>▶ If contamination of drains or waterways occurs, advise emergency services.</li> </ul>
---------------------	--

Personal Protective Equipment advice is contained in Section 8 of the SDS.

### SECTION 7 Handling and storage

#### Precautions for safe handling

<b>Safe handling</b>	<ul style="list-style-type: none"> <li>▶ Containers, even those that have been emptied, may contain explosive vapours.</li> <li>▶ Do NOT cut, drill, grind, weld or perform similar operations on or near containers.</li> <li>▶ <b>DO NOT allow clothing wet with material to stay in contact with skin</b></li> <li>▶ Avoid all personal contact, including inhalation.</li> <li>▶ Wear protective clothing when risk of exposure occurs.</li> <li>▶ Use in a well-ventilated area.</li> <li>▶ Prevent concentration in hollows and sumps.</li> <li>▶ <b>DO NOT enter confined spaces until atmosphere has been checked.</b></li> <li>▶ Avoid smoking, naked lights, heat or ignition sources.</li> <li>▶ When handling, <b>DO NOT eat, drink or smoke.</b></li> <li>▶ Vapour may ignite on pumping or pouring due to static electricity.</li> <li>▶ <b>DO NOT use plastic buckets.</b></li> <li>▶ Earth and secure metal containers when dispensing or pouring product.</li> <li>▶ Use spark-free tools when handling.</li> <li>▶ Avoid contact with incompatible materials.</li> <li>▶ Keep containers securely sealed.</li> <li>▶ Avoid physical damage to containers.</li> <li>▶ Always wash hands with soap and water after handling.</li> <li>▶ Work clothes should be laundered separately.</li> <li>▶ Use good occupational work practice.</li> <li>▶ Observe manufacturer's storage and handling recommendations contained within this SDS.</li> <li>▶ Atmosphere should be regularly checked against established exposure standards to ensure safe working conditions.</li> </ul>
<b>Other information</b>	<ul style="list-style-type: none"> <li>· Store in original containers in approved flame-proof area.</li> <li>· No smoking, naked lights, heat or ignition sources.</li> <li>· <b>DO NOT store in pits, depression, basement or areas where vapours may be trapped.</b></li> <li>· Keep containers securely sealed.</li> <li>· Store away from incompatible materials in a cool, dry well ventilated area.</li> <li>· Protect containers against physical damage and check regularly for leaks.</li> <li>· Observe manufacturer's storage and handling recommendations contained within this MSDS.</li> <li>· Tank storage: Tanks must be specifically designed for use with this product. Bulk storage tanks should be diked (bundled). Locate tanks away from heat and other sources of ignition. Cleaning, inspection and maintenance of storage tanks is a specialist operation, which requires the implementation of strict procedures and precautions. Keep in a cool place. Electrostatic charges will be generated during pumping. Electrostatic discharge may cause fire. Ensure electrical continuity by bonding and grounding (earthing) all equipment to reduce the risk. The vapours in the head space of the storage vessel may lie in the flammable/explosive range and hence may be flammable.</li> <li>· For containers, or container linings use mild steel, stainless steel., Examples of suitable materials are: high density polyethylene (HDPE), polypropylene (PP), and Viton (FMK), which have been specifically tested for compatibility with this product., For container linings, use amine-adduct cured epoxy paint., For seals and gaskets use: graphite, PTFE, Viton A, Viton B.</li> <li>· Unsuitable material: Some synthetic materials may be unsuitable for containers or container linings depending on the material specification and intended use. Examples of materials to avoid are: natural rubber (NR), nitrile rubber (NBR), ethylene propylene rubber (EPDM), polymethyl methacrylate (PMMA), polystyrene, polyvinyl chloride (PVC), polyisobutylene., However, some may be suitable for glove materials</li> <li>o not cut, drill, grind, weld or perform similar operations on or near containers. Containers, even those that have been emptied, can contain explosive vapours</li> </ul>

#### Conditions for safe storage, including any incompatibilities

<b>Suitable container</b>	<ul style="list-style-type: none"> <li>▶ Packing as supplied by manufacturer.</li> <li>▶ Plastic containers may only be used if approved for flammable liquid.</li> <li>▶ Check that containers are clearly labelled and free from leaks.</li> <li>▶ For low viscosity materials (i) : Drums and jerry cans must be of the non-removable head type. (ii) : Where a can is to be used as an inner package, the can must have a screwed enclosure.</li> </ul>
---------------------------	---

	<ul style="list-style-type: none"> <li>▶ For materials with a viscosity of at least 2680 cSt. (23 deg. C)</li> <li>▶ For manufactured product having a viscosity of at least 250 cSt. (23 deg. C)</li> <li>▶ Manufactured product that requires stirring before use and having a viscosity of at least 20 cSt (25 deg. C): (i) Removable head packaging; (ii) Cans with friction closures and (iii) low pressure tubes and cartridges may be used.</li> <li>▶ Where combination packages are used, and the inner packages are of glass, there must be sufficient inert cushioning material in contact with inner and outer packages</li> <li>▶ In addition, where inner packagings are glass and contain liquids of packing group I there must be sufficient inert absorbent to absorb any spillage, unless the outer packaging is a close fitting moulded plastic box and the substances are not incompatible with the plastic.</li> </ul>
<b>Storage incompatibility</b>	▶ Avoid reaction with oxidising agents

## SECTION 8 Exposure controls / personal protection

### Control parameters

#### Occupational Exposure Limits (OEL)

#### INGREDIENT DATA

Source	Ingredient	Material name	TWA	STEL	Peak	Notes
Australia Exposure Standards	naphtha, petroleum, hydrodesulfurised heavy	White spirits	790 mg/m3	Not Available	Not Available	Not Available
Australia Exposure Standards	White Spirits	White spirits	790 mg/m3	Not Available	Not Available	Not Available


#### Emergency Limits

Ingredient	TEEL-1	TEEL-2	TEEL-3
naphtha, petroleum, hydrodesulfurised heavy	350 mg/m3	1,800 mg/m3	40,000 mg/m3
naphtha, petroleum, hydrodesulfurised heavy	1,200 mg/m3	6,700 mg/m3	40,000 mg/m3
naphtha, petroleum, hydrodesulfurised heavy	1,200 mg/m3	6,700 mg/m3	40,000 mg/m3
naphtha, petroleum, hydrodesulfurised heavy	1,100 mg/m3	1,800 mg/m3	40,000 mg/m3
naphtha, petroleum, hydrodesulfurised heavy	1,200 mg/m3	6,700 mg/m3	40,000 mg/m3
naphtha, petroleum, hydrodesulfurised heavy	1,100 mg/m3	1,800 mg/m3	40,000 mg/m3
naphtha, petroleum, hydrodesulfurised heavy	300 mg/m3	1,800 mg/m3	29500** mg/m3
White Spirits	300 mg/m3	1,800 mg/m3	29500** mg/m3

Ingredient	Original IDLH	Revised IDLH
naphtha, petroleum, hydrodesulfurised heavy	20,000 mg/m3 / 1,100 ppm / 1,000 ppm	Not Available
White Spirits	20,000 mg/m3	Not Available

### Exposure controls

<b>Appropriate engineering controls</b>	<p>Engineering controls are used to remove a hazard or place a barrier between the worker and the hazard. Well-designed engineering controls can be highly effective in protecting workers and will typically be independent of worker interactions to provide this high level of protection.</p> <p>The basic types of engineering controls are:</p> <p>Process controls which involve changing the way a job activity or process is done to reduce the risk.</p> <p>Enclosure and/or isolation of emission source which keeps a selected hazard "physically" away from the worker and ventilation that strategically "adds" and "removes" air in the work environment. Ventilation can remove or dilute an air contaminant if designed properly. The design of a ventilation system must match the particular process and chemical or contaminant in use.</p> <p>Employers may need to use multiple types of controls to prevent employee overexposure.</p> <p>For flammable liquids and flammable gases, local exhaust ventilation or a process enclosure ventilation system may be required. Ventilation equipment should be explosion-resistant.</p> <p>Air contaminants generated in the workplace possess varying "escape" velocities which, in turn, determine the "capture velocities" of fresh circulating air required to effectively remove the contaminant.</p>										
	Type of Contaminant:	Air Speed:									
	solvent, vapours, degreasing etc., evaporating from tank (in still air).	0.25-0.5 m/s (50-100 f/min.)									
	aerosols, fumes from pouring operations, intermittent container filling, low speed conveyer transfers, welding, spray drift, plating acid fumes, pickling (released at low velocity into zone of active generation)	0.5-1 m/s (100-200 f/min.)									
	direct spray, spray painting in shallow booths, drum filling, conveyer loading, crusher dusts, gas discharge (active generation into zone of rapid air motion)	1-2.5 m/s (200-500 f/min.)									
<p>Within each range the appropriate value depends on:</p> <table border="1" style="width: 100%;"> <thead> <tr> <th>Lower end of the range</th> <th>Upper end of the range</th> </tr> </thead> <tbody> <tr> <td>1: Room air currents minimal or favourable to capture</td> <td>1: Disturbing room air currents</td> </tr> <tr> <td>2: Contaminants of low toxicity or of nuisance value only.</td> <td>2: Contaminants of high toxicity</td> </tr> <tr> <td>3: Intermittent, low production.</td> <td>3: High production, heavy use</td> </tr> <tr> <td>4: Large hood or large air mass in motion</td> <td>4: Small hood-local control only</td> </tr> </tbody> </table>		Lower end of the range	Upper end of the range	1: Room air currents minimal or favourable to capture	1: Disturbing room air currents	2: Contaminants of low toxicity or of nuisance value only.	2: Contaminants of high toxicity	3: Intermittent, low production.	3: High production, heavy use	4: Large hood or large air mass in motion	4: Small hood-local control only
Lower end of the range	Upper end of the range										
1: Room air currents minimal or favourable to capture	1: Disturbing room air currents										
2: Contaminants of low toxicity or of nuisance value only.	2: Contaminants of high toxicity										
3: Intermittent, low production.	3: High production, heavy use										
4: Large hood or large air mass in motion	4: Small hood-local control only										

	<p>Simple theory shows that air velocity falls rapidly with distance away from the opening of a simple extraction pipe. Velocity generally decreases with the square of distance from the extraction point (in simple cases). Therefore the air speed at the extraction point should be adjusted, accordingly, after reference to distance from the contaminating source. The air velocity at the extraction fan, for example, should be a minimum of 1-2 m/s (200-400 f/min.) for extraction of solvents generated in a tank 2 meters distant from the extraction point. Other mechanical considerations, producing performance deficits within the extraction apparatus, make it essential that theoretical air velocities are multiplied by factors of 10 or more when extraction systems are installed or used.</p> <ul style="list-style-type: none"> <li>- Adequate ventilation is typically taken to be that which limits the average concentration to no more than 25% of the LEL within the building, room or enclosure containing the dangerous substance.</li> <li>- Ventilation for plant and machinery is normally considered adequate if it limits the average concentration of any dangerous substance that might potentially be present to no more than 25% of the LEL. However, an increase up to a maximum 50% LEL can be acceptable where additional safeguards are provided to prevent the formation of a hazardous explosive atmosphere. For example, gas detectors linked to emergency shutdown of the process might be used together with maintaining or increasing the exhaust ventilation on solvent evaporating ovens and gas turbine enclosures.</li> <li>- Temporary exhaust ventilation systems may be provided for non-routine higher-risk activities, such as cleaning, repair or maintenance in tanks or other confined spaces or in an emergency after a release. The work procedures for such activities should be carefully considered.. The atmosphere should be continuously monitored to ensure that ventilation is adequate and the area remains safe. Where workers will enter the space, the ventilation should ensure that the concentration of the dangerous substance does not exceed 10% of the LEL (irrespective of the provision of suitable breathing apparatus)</li> </ul>
<p><b>Personal protection</b></p>	
<p><b>Eye and face protection</b></p>	<ul style="list-style-type: none"> <li>▶ Safety glasses with side shields.</li> <li>▶ Chemical goggles.</li> <li>▶ Contact lenses may pose a special hazard; soft contact lenses may absorb and concentrate irritants. A written policy document, describing the wearing of lenses or restrictions on use, should be created for each workplace or task. This should include a review of lens absorption and adsorption for the class of chemicals in use and an account of injury experience. Medical and first-aid personnel should be trained in their removal and suitable equipment should be readily available. In the event of chemical exposure, begin eye irrigation immediately and remove contact lens as soon as practicable. Lens should be removed at the first signs of eye redness or irritation - lens should be removed in a clean environment only after workers have washed hands thoroughly. [CDC NIOSH Current Intelligence Bulletin 59], [AS/NZS 1336 or national equivalent]</li> </ul>
<p><b>Skin protection</b></p>	<p>See Hand protection below</p>
<p><b>Hands/feet protection</b></p>	<ul style="list-style-type: none"> <li>▶ Wear chemical protective gloves, e.g. PVC.</li> <li>▶ Wear safety footwear or safety gumboots, e.g. Rubber</li> </ul> <p>The selection of suitable gloves does not only depend on the material, but also on further marks of quality which vary from manufacturer to manufacturer. Where the chemical is a preparation of several substances, the resistance of the glove material can not be calculated in advance and has therefore to be checked prior to the application.</p> <p>The exact break through time for substances has to be obtained from the manufacturer of the protective gloves and has to be observed when making a final choice.</p> <p>Personal hygiene is a key element of effective hand care. Gloves must only be worn on clean hands. After using gloves, hands should be washed and dried thoroughly. Application of a non-perfumed moisturiser is recommended.</p> <p>Suitability and durability of glove type is dependent on usage. Important factors in the selection of gloves include:</p> <ul style="list-style-type: none"> <li>- frequency and duration of contact,</li> <li>- chemical resistance of glove material,</li> <li>- glove thickness and</li> <li>- dexterity</li> </ul> <p>Select gloves tested to a relevant standard (e.g. Europe EN 374, US F739, AS/NZS 2161.1 or national equivalent).</p> <ul style="list-style-type: none"> <li>- When prolonged or frequently repeated contact may occur, a glove with a protection class of 5 or higher (breakthrough time greater than 240 minutes according to EN 374, AS/NZS 2161.10.1 or national equivalent) is recommended.</li> <li>- When only brief contact is expected, a glove with a protection class of 3 or higher (breakthrough time greater than 60 minutes according to EN 374, AS/NZS 2161.10.1 or national equivalent) is recommended.</li> <li>- Some glove polymer types are less affected by movement and this should be taken into account when considering gloves for long-term use.</li> <li>- Contaminated gloves should be replaced.</li> </ul> <p>As defined in ASTM F-739-96 in any application, gloves are rated as:</p> <ul style="list-style-type: none"> <li>- Excellent when breakthrough time &gt; 480 min</li> <li>- Good when breakthrough time &gt; 20 min</li> <li>- Fair when breakthrough time &lt; 20 min</li> <li>- Poor when glove material degrades</li> </ul> <p>For general applications, gloves with a thickness typically greater than 0.35 mm, are recommended.</p> <p>It should be emphasised that glove thickness is not necessarily a good predictor of glove resistance to a specific chemical, as the permeation efficiency of the glove will be dependent on the exact composition of the glove material. Therefore, glove selection should also be based on consideration of the task requirements and knowledge of breakthrough times.</p> <p>Glove thickness may also vary depending on the glove manufacturer, the glove type and the glove model. Therefore, the manufacturers technical data should always be taken into account to ensure selection of the most appropriate glove for the task.</p> <p>Note: Depending on the activity being conducted, gloves of varying thickness may be required for specific tasks. For example:</p> <ul style="list-style-type: none"> <li>- Thinner gloves (down to 0.1 mm or less) may be required where a high degree of manual dexterity is needed. However, these gloves are only likely to give short duration protection and would normally be just for single use applications, then disposed of.</li> <li>- Thicker gloves (up to 3 mm or more) may be required where there is a mechanical (as well as a chemical) risk i.e. where there is abrasion or puncture potential</li> </ul> <p>Gloves must only be worn on clean hands. After using gloves, hands should be washed and dried thoroughly. Application of a non-perfumed moisturiser is recommended.</p>
<p><b>Body protection</b></p>	<p>See Other protection below</p>
<p><b>Other protection</b></p>	<ul style="list-style-type: none"> <li>▶ Overalls.</li> <li>▶ PVC Apron.</li> <li>▶ PVC protective suit may be required if exposure severe.</li> <li>▶ Eyewash unit.</li> <li>▶ Ensure there is ready access to a safety shower.</li> </ul>

### Respiratory protection

Type A Filter of sufficient capacity. (AS/NZS 1716 & 1715, EN 143:2000 & 149:2001, ANSI Z88 or national equivalent)

- ▶ Cartridge respirators should never be used for emergency ingress or in areas of unknown vapour concentrations or oxygen content.
- ▶ The wearer must be warned to leave the contaminated area immediately on detecting any odours through the respirator. The odour may indicate that the mask is not functioning

properly, that the vapour concentration is too high, or that the mask is not properly fitted. Because of these limitations, only restricted use of cartridge respirators is considered appropriate.

- ▶ Cartridge performance is affected by humidity. Cartridges should be changed after 2 hr of continuous use unless it is determined that the humidity is less than 75%, in which case, cartridges can be used for 4 hr. Used cartridges should be discarded daily, regardless of the length of time used

## SECTION 9 Physical and chemical properties

### Information on basic physical and chemical properties

<b>Appearance</b>	Clear highly flammable liquid		
<b>Physical state</b>	Liquid	<b>Relative density (Water = 1)</b>	0.75
<b>Odour</b>	Not Available	<b>Partition coefficient n-octanol / water</b>	Not Available
<b>Odour threshold</b>	Not Available	<b>Auto-ignition temperature (°C)</b>	Not Available
<b>pH (as supplied)</b>	Not Available	<b>Decomposition temperature (°C)</b>	Not Available
<b>Melting point / freezing point (°C)</b>	Not Available	<b>Viscosity (cSt)</b>	Not Available
<b>Initial boiling point and boiling range (°C)</b>	Not Available	<b>Molecular weight (g/mol)</b>	Not Applicable
<b>Flash point (°C)</b>	<0	<b>Taste</b>	Not Available
<b>Evaporation rate</b>	Not Available	<b>Explosive properties</b>	Not Available
<b>Flammability</b>	HIGHLY FLAMMABLE.	<b>Oxidising properties</b>	Not Available
<b>Upper Explosive Limit (%)</b>	Not Available	<b>Surface Tension (dyn/cm or mN/m)</b>	Not Available
<b>Lower Explosive Limit (%)</b>	Not Available	<b>Volatile Component (%vol)</b>	Not Available
<b>Vapour pressure (kPa)</b>	Not Available	<b>Gas group</b>	Not Available
<b>Solubility in water</b>	Not Available	<b>pH as a solution (1%)</b>	Not Available
<b>Vapour density (Air = 1)</b>	Not Available	<b>VOC g/L</b>	Not Available

## SECTION 10 Stability and reactivity

<b>Reactivity</b>	See section 7
<b>Chemical stability</b>	<ul style="list-style-type: none"> <li>▶ Unstable in the presence of incompatible materials.</li> <li>▶ Product is considered stable.</li> <li>▶ Hazardous polymerisation will not occur.</li> </ul>
<b>Possibility of hazardous reactions</b>	See section 7
<b>Conditions to avoid</b>	See section 7
<b>Incompatible materials</b>	See section 7
<b>Hazardous decomposition products</b>	See section 5

## SECTION 11 Toxicological information

### Information on toxicological effects

<b>Inhaled</b>	<p>There is some evidence to suggest that the material can cause respiratory irritation in some persons. The body's response to such irritation can cause further lung damage.</p> <p>Inhalation hazard is increased at higher temperatures.</p> <p>Inhalation of high concentrations of gas/vapour causes lung irritation with coughing and nausea, central nervous depression with headache and dizziness, slowing of reflexes, fatigue and inco-ordination.</p> <p>Inhalation of vapours or aerosols (mists, fumes), generated by the material during the course of normal handling, may be damaging to the health of the individual.</p>
<b>Ingestion</b>	<p>Swallowing of the liquid may cause aspiration into the lungs with the risk of chemical pneumonitis; serious consequences may result. (ICSC13733)</p> <p>Ingestion of petroleum hydrocarbons can irritate the pharynx, oesophagus, stomach and small intestine, and cause swellings and ulcers of the mucous. Symptoms include a burning mouth and throat; larger amounts can cause nausea and vomiting, narcosis, weakness, dizziness, slow and shallow breathing, abdominal swelling, unconsciousness and convulsions.</p>
<b>Skin Contact</b>	<p>This material can cause inflammation of the skin on contact in some persons.</p> <p>The material may accentuate any pre-existing dermatitis condition</p> <p>Repeated exposure may cause skin cracking, flaking or drying following normal handling and use.</p> <p>Skin contact with the material may damage the health of the individual; systemic effects may result following absorption.</p> <p>The liquid may be able to be mixed with fats or oils and may degrease the skin, producing a skin reaction described as non-allergic contact dermatitis. The material is unlikely to produce an irritant dermatitis as described in EC Directives.</p> <p>Entry into the blood-stream, through, for example, cuts, abrasions or lesions, may produce systemic injury with harmful effects. Examine the skin prior to the use of the material and ensure that any external damage is suitably protected.</p>
<b>Eye</b>	<p>There is some evidence to suggest that this material can cause eye irritation and damage in some persons.</p>
<b>Chronic</b>	<p>Prolonged or repeated skin contact may cause drying with cracking, irritation and possible dermatitis following.</p> <p>Substance accumulation, in the human body, may occur and may cause some concern following repeated or long-term occupational exposure.</p> <p>Constant or exposure over long periods to mixed hydrocarbons may produce stupor with dizziness, weakness and visual disturbance, weight loss and anaemia, and reduced liver and kidney function. Skin exposure may result in drying and cracking and redness of the skin.</p> <p>Immersion of the hands and forearms in white spirits may quickly result in inflammation of the skin and follicles. Workers exposed to white spirit</p>

	<p>have reported nausea and vomiting and one worker has been reported to develop aplastic anaemia, bone marrow depression and this person later died from septicaemia.</p> <p>Repeated application of mildly hydrotreated oils (principally paraffinic), to mouse skin, induced skin tumours; no tumours were induced with severely hydrotreated oils.</p> <p>Chronic solvent inhalation exposures may result in nervous system impairment and liver and blood changes. [PATTYS]</p>	
<b>CAM Wax and Grease Remover</b>	<b>TOXICITY</b>	<b>IRRITATION</b>
	Not Available	Not Available
<b>naphtha, petroleum, hydrodesulfurised heavy</b>	<b>TOXICITY</b>	<b>IRRITATION</b>
	Dermal (rabbit) LD50: >1900 mg/kg <sup>[1]</sup>	Eye: no adverse effect observed (not irritating) <sup>[1]</sup>
	Inhalation(Rat) LC50: >1.58 mg/4h <sup>[1]</sup>	Skin: adverse effect observed (irritating) <sup>[1]</sup>
	Oral (Rat) LD50: >4500 mg/kg <sup>[1]</sup>	Skin: no adverse effect observed (not irritating) <sup>[1]</sup>
<b>White Spirits</b>	<b>TOXICITY</b>	<b>IRRITATION</b>
	Dermal (rabbit) LD50: >3000 mg/kg <sup>[1]</sup>	Eye (human): 470 ppm/15m
	Inhalation(Rat) LC50: >5.5 mg/4h <sup>[1]</sup>	Eye (rabbit): 500 mg/24h moderate
	Oral (Rat) LD50: >5000 mg/kg <sup>[1]</sup>	Eye: no adverse effect observed (not irritating) <sup>[1]</sup>
		Skin: adverse effect observed (irritating) <sup>[1]</sup>
		Skin: no adverse effect observed (not irritating) <sup>[1]</sup>
<b>Legend:</b>	1. Value obtained from Europe ECHA Registered Substances - Acute toxicity 2. Value obtained from manufacturer's SDS. Unless otherwise specified data extracted from RTECS - Register of Toxic Effect of chemical Substances	

<b>NAPHTHA, PETROLEUM, HYDRODESULFURISED HEAVY</b>	<p>No significant acute toxicological data identified in literature search.</p> <p>Animal studies indicate that normal, branched and cyclic paraffins are absorbed from the gastrointestinal tract and that the absorption of n-paraffins is inversely proportional to the carbon chain length, with little absorption above C30. With respect to the carbon chain lengths likely to be present in mineral oil, n-paraffins may be absorbed to a greater extent than iso- or cyclo-paraffins.</p> <p>The major classes of hydrocarbons are well absorbed into the gastrointestinal tract in various species. In many cases, the hydrophobic hydrocarbons are ingested in association with fats in the diet. Some hydrocarbons may appear unchanged as in the lipoprotein particles in the gut lymph, but most hydrocarbons partly separate from fats and undergo metabolism in the gut cell. The gut cell may play a major role in determining the proportion of hydrocarbon that becomes available to be deposited unchanged in peripheral tissues such as in the body fat stores or the liver.</p>
<b>WHITE SPIRITS</b>	<p>white spirit, as CAS RN 8052-41-3</p> <p>For petroleum: This product contains benzene, which can cause acute myeloid leukaemia, and n-hexane, which can be metabolized to compounds which are toxic to the nervous system. This product contains toluene, and animal studies suggest high concentrations of toluene lead to hearing loss. This product contains ethyl benzene and naphthalene, from which animal testing shows evidence of tumour formation.</p> <p>Cancer-causing potential: Animal testing shows inhaling petroleum causes tumours of the liver and kidney; these are however not considered to be relevant in humans.</p> <p>Mutation-causing potential: Most studies involving gasoline have returned negative results regarding the potential to cause mutations, including all recent studies in living human subjects (such as in petrol service station attendants).</p> <p>Reproductive toxicity: Animal studies show that high concentrations of toluene (&gt;0.1%) can cause developmental effects such as lower birth weight and developmental toxicity to the nervous system of the foetus. Other studies show no adverse effects on the foetus.</p> <p>Human effects: Prolonged or repeated contact may cause defatting of the skin which can lead to skin inflammation and may make the skin more susceptible to irritation and penetration by other materials.</p> <p>Animal testing shows that exposure to gasoline over a lifetime can cause kidney cancer, but the relevance in humans is questionable.</p>

<b>Acute Toxicity</b>	✗	<b>Carcinogenicity</b>	✗
<b>Skin Irritation/Corrosion</b>	✓	<b>Reproductivity</b>	✗
<b>Serious Eye Damage/Irritation</b>	✗	<b>STOT - Single Exposure</b>	✓
<b>Respiratory or Skin sensitisation</b>	✗	<b>STOT - Repeated Exposure</b>	✗
<b>Mutagenicity</b>	✗	<b>Aspiration Hazard</b>	✓

**Legend:** ✗ – Data either not available or does not fill the criteria for classification  
 ✓ – Data available to make classification

## SECTION 12 Ecological information

### Toxicity

<b>CAM Wax and Grease Remover</b>	<b>Endpoint</b>	<b>Test Duration (hr)</b>	<b>Species</b>	<b>Value</b>	<b>Source</b>
	Not Available	Not Available	Not Available	Not Available	Not Available
<b>naphtha, petroleum, hydrodesulfurised heavy</b>	<b>Endpoint</b>	<b>Test Duration (hr)</b>	<b>Species</b>	<b>Value</b>	<b>Source</b>
	NOEC(ECx)	72h	Algae or other aquatic plants	0.1mg/l	1
	EC50	72h	Algae or other aquatic plants	13mg/l	1
	EC50(ECx)	96h	Algae or other aquatic plants	64mg/l	2
	EC50	96h	Algae or other aquatic plants	64mg/l	2
	NOEC(ECx)	504h	Crustacea	0.097mg/l	2
EC50	72h	Algae or other aquatic plants	0.53mg/l	2	

Continued...



**CAM Wax and Grease Remover**

	EC50	96h	Algae or other aquatic plants	0.58mg/l	2
	EC50(ECx)	48h	Crustacea	>100mg/l	1
	EC50	48h	Crustacea	>100mg/l	1
	EC50	96h	Algae or other aquatic plants	450mg/l	1
	NOEC(ECx)	72h	Algae or other aquatic plants	<0.1mg/l	1
	EC50	72h	Algae or other aquatic plants	6.5mg/l	1
	LC50	96h	Fish	>100000mg/L	4
	EC50	96h	Algae or other aquatic plants	64mg/l	2
	EC50(ECx)	24h	Crustacea	36mg/l	1
	LC50	96h	Fish	0.628mg/L	4
	NOEC(ECx)	72h	Algae or other aquatic plants	<0.1mg/l	1
	EC50	72h	Algae or other aquatic plants	6.5mg/l	1
	LC50	96h	Fish	8.8mg/l	4
	EC50	96h	Algae or other aquatic plants	64mg/l	2
	NOEC(ECx)	72h	Algae or other aquatic plants	<0.1mg/l	1
	EC50	72h	Algae or other aquatic plants	6.5mg/l	1
	EC50	96h	Algae or other aquatic plants	64mg/l	2
	NOEC(ECx)	720h	Crustacea	0.024mg/l	2
	LC50	96h	Fish	0.14mg/l	2
	EC50	96h	Algae or other aquatic plants	0.277mg/l	2
<b>White Spirits</b>	<b>Endpoint</b>	<b>Test Duration (hr)</b>	<b>Species</b>	<b>Value</b>	<b>Source</b>
	NOEC(ECx)	720h	Crustacea	0.024mg/l	2
	LC50	96h	Fish	0.14mg/l	2
	EC50	96h	Algae or other aquatic plants	0.277mg/l	2
<b>Legend:</b>	<i>Extracted from 1. IUCLID Toxicity Data 2. Europe ECHA Registered Substances - Ecotoxicological Information - Aquatic Toxicity 4. US EPA, Ecotox database - Aquatic Toxicity Data 5. ECETOC Aquatic Hazard Assessment Data 6. NITE (Japan) - Bioconcentration Data 7. METI (Japan) - Bioconcentration Data 8. Vendor Data</i>				

Toxic to aquatic organisms, may cause long-term adverse effects in the aquatic environment.  
**DO NOT discharge into sewer or waterways.**

**Persistence and degradability**

Ingredient	Persistence: Water/Soil	Persistence: Air
	No Data available for all ingredients	No Data available for all ingredients

**Bioaccumulative potential**

Ingredient	Bioaccumulation
	No Data available for all ingredients

**Mobility in soil**

Ingredient	Mobility
	No Data available for all ingredients

**SECTION 13 Disposal considerations**



**Waste treatment methods**

<b>Product / Packaging disposal</b>	<ul style="list-style-type: none"> <li>▶ Containers may still present a chemical hazard/ danger when empty.</li> <li>▶ Return to supplier for reuse/ recycling if possible.</li> <li>Otherwise: <ul style="list-style-type: none"> <li>▶ If container can not be cleaned sufficiently well to ensure that residuals do not remain or if the container cannot be used to store the same product, then puncture containers, to prevent re-use, and bury at an authorised landfill.</li> <li>▶ Where possible retain label warnings and SDS and observe all notices pertaining to the product.</li> <li>▶ <b>DO NOT allow wash water from cleaning or process equipment to enter drains.</b></li> <li>▶ It may be necessary to collect all wash water for treatment before disposal.</li> <li>▶ In all cases disposal to sewer may be subject to local laws and regulations and these should be considered first.</li> <li>▶ Where in doubt contact the responsible authority.</li> <li>▶ Recycle wherever possible.</li> <li>▶ Consult manufacturer for recycling options or consult local or regional waste management authority for disposal if no suitable treatment or disposal facility can be identified.</li> <li>▶ Dispose of by: burial in a land-fill specifically licensed to accept chemical and / or pharmaceutical wastes or Incineration in a licensed apparatus (after admixture with suitable combustible material).</li> <li>▶ Decontaminate empty containers. Observe all label safeguards until containers are cleaned and destroyed.</li> </ul> </li> </ul>
-------------------------------------	--

**SECTION 14 Transport information**

**CAM Wax and Grease Remover**

**Labels Required**

	
Marine Pollutant	
HAZCHEM	*3YE

**Land transport (ADG)**

UN number	1993	
UN proper shipping name	FLAMMABLE LIQUID, N.O.S. (contains White Spirits)	
Transport hazard class(es)	Class	3
	Subrisk	Not Applicable
Packing group	II	
Environmental hazard	Environmentally hazardous	
Special precautions for user	Special provisions	274
	Limited quantity	1 L

**Air transport (ICAO-IATA / DGR)**

UN number	1993	
UN proper shipping name	Flammable liquid, n.o.s. * (contains White Spirits)	
Transport hazard class(es)	ICAO/IATA Class	3
	ICAO / IATA Subrisk	Not Applicable
	ERG Code	3H
Packing group	II	
Environmental hazard	Environmentally hazardous	
Special precautions for user	Special provisions	A3
	Cargo Only Packing Instructions	364
	Cargo Only Maximum Qty / Pack	60 L
	Passenger and Cargo Packing Instructions	353
	Passenger and Cargo Maximum Qty / Pack	5 L
	Passenger and Cargo Limited Quantity Packing Instructions	Y341
	Passenger and Cargo Limited Maximum Qty / Pack	1 L

**Sea transport (IMDG-Code / GGVSee)**

UN number	1993	
UN proper shipping name	FLAMMABLE LIQUID, N.O.S. (contains White Spirits)	
Transport hazard class(es)	IMDG Class	3
	IMDG Subrisk	Not Applicable
Packing group	II	
Environmental hazard	Marine Pollutant	
Special precautions for user	EMS Number	F-E, S-E
	Special provisions	274
	Limited Quantities	1 L

**Transport in bulk according to Annex II of MARPOL and the IBC code**

Not Applicable

**Transport in bulk in accordance with MARPOL Annex V and the IMSBC Code**

Product name	Group
naphtha, petroleum, hydrodesulfurised heavy	Not Available
White Spirits	Not Available

**Transport in bulk in accordance with the ICG Code**

Product name	Ship Type
naphtha, petroleum, hydrodesulfurised heavy	Not Available
White Spirits	Not Available

**SECTION 15 Regulatory information****Safety, health and environmental regulations / legislation specific for the substance or mixture****naphtha, petroleum, hydrodesulfurised heavy is found on the following regulatory lists**

Australia Hazardous Chemical Information System (HCIS) - Hazardous Chemicals  
 Australian Inventory of Industrial Chemicals (AIIC)

Chemical Footprint Project - Chemicals of High Concern List  
 International Agency for Research on Cancer (IARC) - Agents Classified by the IARC Monographs

**White Spirits is found on the following regulatory lists**

Australia Hazardous Chemical Information System (HCIS) - Hazardous Chemicals  
 Australian Inventory of Industrial Chemicals (AIIC)

Chemical Footprint Project - Chemicals of High Concern List  
 International Agency for Research on Cancer (IARC) - Agents Classified by the IARC Monographs

**National Inventory Status**

National Inventory	Status
Australia - AIIC / Australia Non-Industrial Use	Yes
Canada - DSL	Yes
Canada - NDSL	No (naphtha, petroleum, hydrodesulfurised heavy; White Spirits)
China - IECSC	Yes
Europe - EINEC / ELINCS / NLP	Yes
Japan - ENCS	Yes
Korea - KECI	Yes
New Zealand - NZIoC	Yes
Philippines - PICCS	Yes
USA - TSCA	Yes
Taiwan - TCSI	Yes
Mexico - INSQ	Yes
Vietnam - NCI	Yes
Russia - FBEPH	Yes
<b>Legend:</b>	Yes = All CAS declared ingredients are on the inventory No = One or more of the CAS listed ingredients are not on the inventory. These ingredients may be exempt or will require registration.

**SECTION 16 Other information**

<b>Revision Date</b>	01/11/2019
<b>Initial Date</b>	08/05/2018

**SDS Version Summary**

Version	Date of Update	Sections Updated
3.1	01/11/2019	One-off system update. NOTE: This may or may not change the GHS classification

**Other information**

Classification of the preparation and its individual components has drawn on official and authoritative sources as well as independent review by the Chemwatch Classification committee using available literature references.

The SDS is a Hazard Communication tool and should be used to assist in the Risk Assessment. Many factors determine whether the reported Hazards are Risks in the workplace or other settings. Risks may be determined by reference to Exposures Scenarios. Scale of use, frequency of use and current or available engineering controls must be considered.

**Definitions and abbreviations**

PC—TWA: Permissible Concentration-Time Weighted Average  
 PC—STEL: Permissible Concentration-Short Term Exposure Limit  
 IARC: International Agency for Research on Cancer  
 ACGIH: American Conference of Governmental Industrial Hygienists  
 STEL: Short Term Exposure Limit  
 TEEL: Temporary Emergency Exposure Limit.  
 IDLH: Immediately Dangerous to Life or Health Concentrations  
 ES: Exposure Standard  
 OSF: Odour Safety Factor  
 NOAEL :No Observed Adverse Effect Level  
 LOAEL: Lowest Observed Adverse Effect Level  
 TLV: Threshold Limit Value  
 LOD: Limit Of Detection  
 OTV: Odour Threshold Value  
 BCF: BioConcentration Factors

BEI: Biological Exposure Index  
AIIIC: Australian Inventory of Industrial Chemicals  
DSL: Domestic Substances List  
NDSL: Non-Domestic Substances List  
IECSC: Inventory of Existing Chemical Substance in China  
EINECS: European INventory of Existing Commercial chemical Substances  
ELINCS: European List of Notified Chemical Substances  
NLP: No-Longer Polymers  
ENCS: Existing and New Chemical Substances Inventory  
KECI: Korea Existing Chemicals Inventory  
NZIoC: New Zealand Inventory of Chemicals  
PICCS: Philippine Inventory of Chemicals and Chemical Substances  
TSCA: Toxic Substances Control Act  
TCSL: Taiwan Chemical Substance Inventory  
INSQ: Inventario Nacional de Sustancias Químicas  
NCI: National Chemical Inventory  
FBEPH: Russian Register of Potentially Hazardous Chemical and Biological Substances